

**Asphalt Zipper®**



**RECLAIMER  
STABILISER**

**AZ-500B  
SPECIFICATIONS**

World Leader in Portable Reclaimers / Stabilisers / Utility Trenchers



## **1.2m Cutting Width Reclaimer/Stabiliser**



The AZ-500B harnesses the power and productivity of much larger self-propelled stabiliser / reclaimers into a very powerful, versatile and affordable loader attachment. Powered by a John Deere or Cummins (Tier 3) intercooled turbo-diesel engine, the AZ-500B will pulverize up to 300mm in a single pass with productivity up to 450m<sup>2</sup> / hr. Heavy patches, full road repairs, base stabilisation, gravel roads and opening utility trenches in asphalt are just a few of its many uses.

**CONTACT US FOR DEMONSTRATION AND HIRE DETAILS**

[www.gradecontrol.com.au](http://www.gradecontrol.com.au)

**02 43851041**


# Standard Features




**Magnum-duty, case-hardened planetary** ensures maximum durability and reliability.




**Hydraulic top hatch** simplifies bit inspection and replacement. With automatic safety lockout.



**Hydraulic depth adjustment** provides convenient, accurate control of cutting depth.



**Pressurized belt tensioning** conveniently provides consistent belt tension and improved shock handling.



**Low-profile design** provides superior visibility with all mounting options.

## Controls and Monitoring



**Side-mounted machine control panel** gives groundsman safe and easy control of all machine functions and emergency stop (E-Stop).



**Host vehicle control box** provides loader operator with a comprehensive engine monitoring computer, tachometer and hard-wired emergency stop (E-Stop).

**Wireless remote control** gives maximum control, convenience, and safety in operating the Asphalt Zipper®. Regulates engine speed, depth adjustment, and machine stop, plus side shift and tilt if that option has been selected.




**4-Function** controls engine speed, depth adjustment and machine stop



**8-Function** also includes side shift and tilt for models with this option.

# Cutting Head Options



### Standard

Excellent for a wide variety of reclamation/stabilization projects and will produce the finest material, particularly in thinner, cracked surfaces.



Outstanding all-around reclamation/stabilization head with increased production and durability, particularly in thicker pavements.

Available widths

48" | 1219 mm

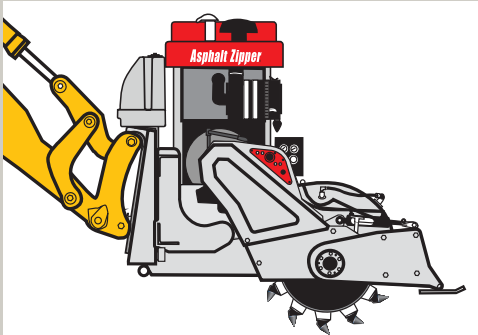
36" | 914 mm

30" | 762 mm

24" | 609 mm

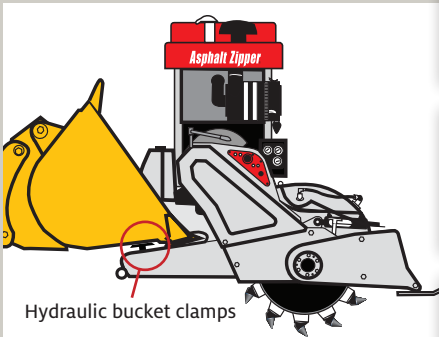
# Options

## Mounting Options



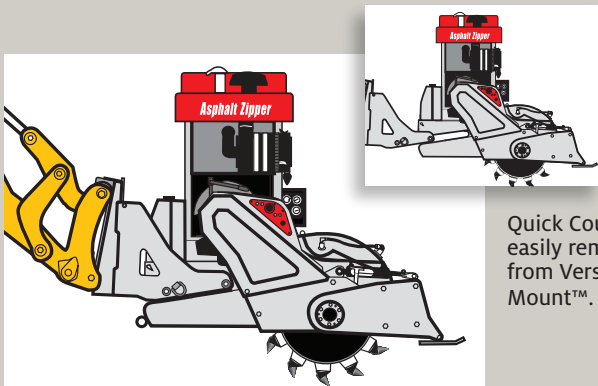
### Quick Coupler

Mounts the AZ-500B to your loader's Quick Coupler system.



### Versa-Mount™ Universal Coupler


Mounts the AZ-500B to the widest range of loaders, with patented Versa-Mount™ universal bucket mounting system.



Quick Coupler is easily removed from Versa-Mount™.

### Removable Quick Coupler

Mounts the AZ-500B to either the Quick Coupler or, when removed, to the Versa-Mount™ system, providing the flexibility of using either mounting system.



**Side shift and tilt** capability can be easily added to either Quick Coupler option. Provides up to 36 inches of side shift and up to 9 degrees of tilt. Includes Quick Coupler hooks.



**Gator Pro™ enhanced pulverizing containment system** improves the unsurpassed pulverizing capability of an Asphalt Zipper® even more in thin, cracked or alligatored asphalt and chipseal, to produce the finest material achievable in these conditions.



**Front wheel assist** enables the AZ-500B to be operated on smaller host vehicles by offsetting a portion of the machine's weight to a front wheel system. Includes remote-controlled power steering.






**Hitch-mount water supply system** is available in 150- or 300-gallon sizes.



**Dedicated custom trailer** provides the easiest way to transport the AZ-500B from site to site behind most work trucks. Includes on-board custom tool box so you have everything you need for operation and routine maintenance in one secure place.



## Specifications


<b>Turbo-Diesel Engine Options</b>	 Deere 173 hp	 Cummins 203 hp	 HOT-ROD MODEL Cummins 260 hp	<b>Planetary</b>	Magnum-duty Fairfield planetary
<b>Torque</b>	527 ft-lb 715 nm	695 ft-lb 942 nm	730 ft-lb 988 nm	<b>Transport</b>	Tows behind 1-ton pickup on tandem-axle trailer (included)
<b>Cutting Speed*</b>	4000 ft <sup>2</sup> /hr 372 m <sup>2</sup> /hr	4800 ft <sup>2</sup> /hr 446 m <sup>2</sup> /hr	6000 ft <sup>2</sup> /hr 557 m <sup>2</sup> /hr	<b>Mounting</b>	Mounts on most loader buckets
<b>Weight**</b>	8500 lbs 3856 kg	8250 lbs 3742 kg	8650 lbs 3924 kg	<b>Cutting Teeth</b>	Bullet-head, carbide-tipped
<b>Cutting Width</b>	48 in (36", 30" or 24" available) 1219 mm (914, 762 or 609 mm available)			<b>Depth Control</b>	Hydraulic
<b>Cutting Depth</b>	0 to 12 in 0 to 300 mm			<b>Additional Features</b>	<ul style="list-style-type: none"> <li>• Top-opening bit hatch</li> <li>• Pressurized belt tensioning</li> <li>• Hydraulic bucket clamps</li> </ul>

\* Actual results may vary, depending on asphalt thickness, hardness, temperature, oil content, age, desired grind, etc.

\*\* With standard cutter head installed.

Asphalt Zipper reserves the right to change specifications at any time.

U.S. Patent nos. 7036252, 7066555. Other U.S. and Canadian patents pending.



**GRADE**  
CONTROL

**02 43851041**  
www.gradecontrol.com.au